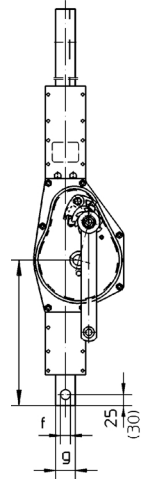
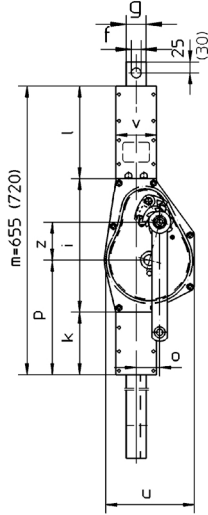


Druckwinde eingefahren 330
jack (pushing version), reeled-in 330



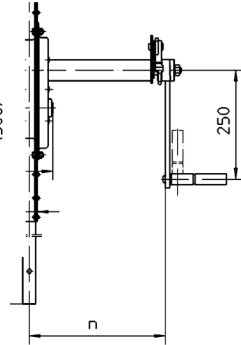
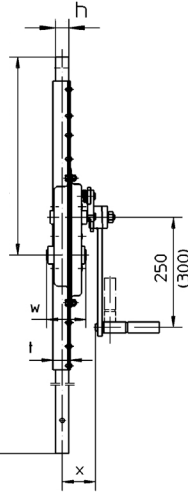
Druck-
pushing
version pression



Zugausführung
pulling version
traction

Zahnstangenlänge a , Hub b
length of rack a , lift b

Zugwinde eingefahren 450 (530)
jack (pulling version), reeled-in 450 (530)



Maße in Klammern gelten für Winden mit zul. Last 10t.

Dimensions in brackets are valid for jack with admissible load of 10t.